



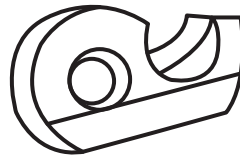
PAPEL PICADO

Papel (paper) picado is a traditional craft in Mexico. The colorful banners are used as festive decorations to celebrate holidays and special occasions. The process of making papel picado is similar to that of making a paper snowflake.




You will need:

- Color tissue paper (each about 8 1/2" x 10")
- Scissors
- String
- Tape




How to make it:

1. Fold the paper into fourths




2. Fold in half



3. Snip 3 edges to make your design



4. Unfold



5. After making multiples, tape them to the string to complete your banner